



Style .dwg files and PDFs

Format Digital

Please download all .dwg and pdf files from the website or contact hello@iglutherapy.com

IGLU QANUK TECHNICAL DRAWINGS

MANDATORY VENTILATION

MALIK, SIKU, QANUK, NANUK




Your IGLU needs room to breathe. Three vents manage cooling and access — don't block them.

Back vent: 700 mm clearance for airflow and service access (filter + water changes).

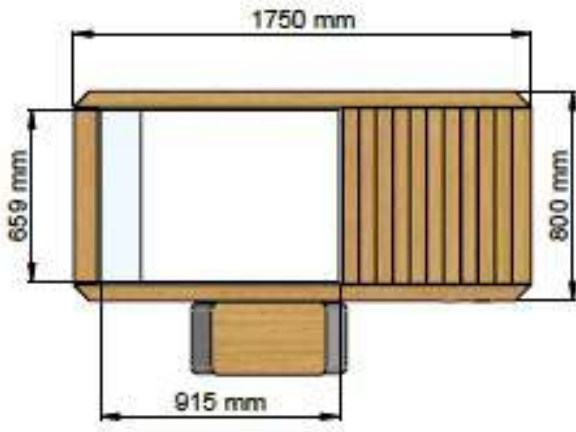
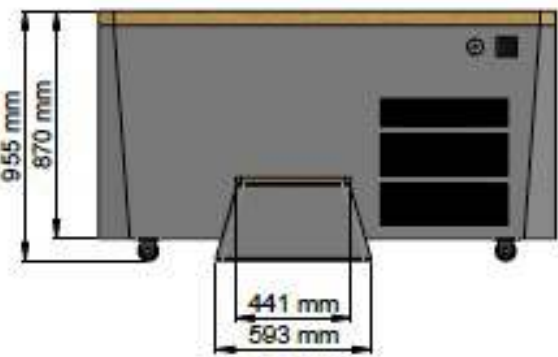
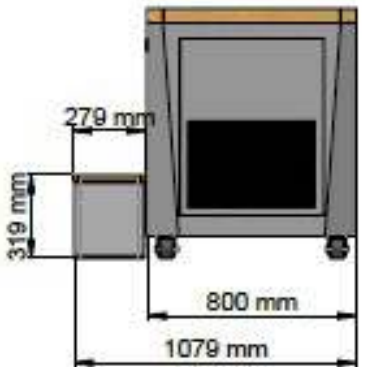
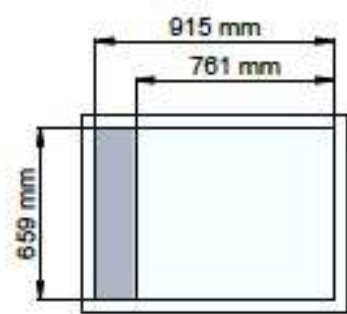
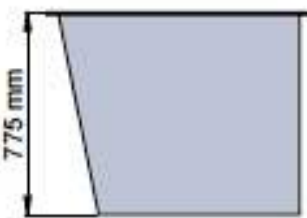
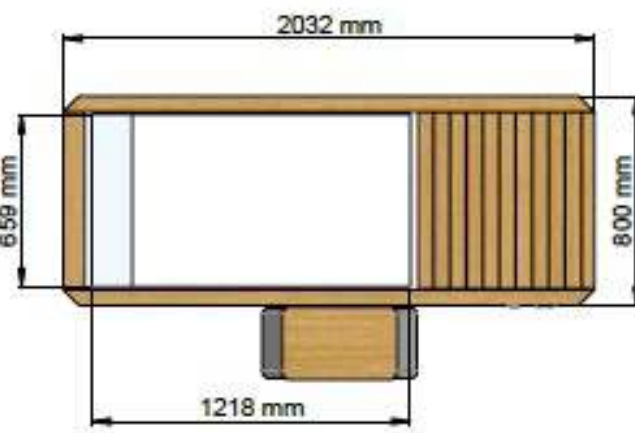
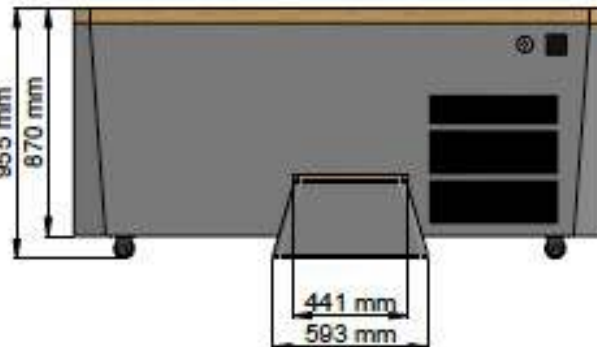
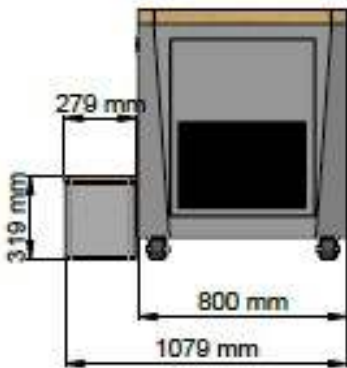
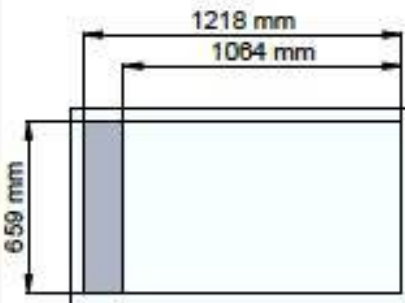

Side vents: 400 mm clearance each for proper ventilation.

Without these spaces, your IGLU won't perform as it should.

Cold. Clean. Considered.



TECHNICAL DRAWINGS

	TOP VIEW	PROFILE VIEW	BACK VIEW	TOP VIEW (TANK ONLY)	PROFILE VIEW (TANK ONLY)
QANUK STD					
QANUK XL					

CONTACT US

hello@iglutherapy.com

Tel: 082 789 1236

Unit H9
Firgrove Business Park
Main Road
Firgrove
Somerset West
7129

SHOWROOM:

115 Cnr de Waterkant Road and Hudson Road
De Waterkant
Cape Town
8001